

## TECHNICAL NOTE

# PASTURE FEED QUALITY ANALYSIS

## Introduction

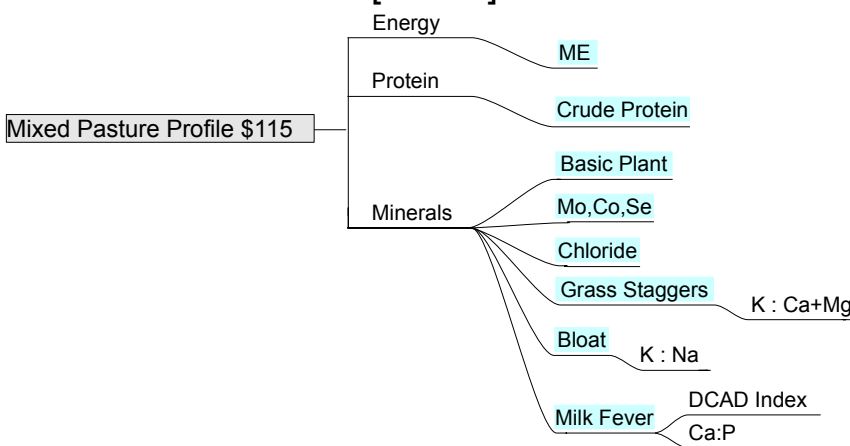
New Zealand's pastoral industry has been built on feeding stock with high quality pasture, supplemented at appropriate times of the year with additional feedstuffs to ensure optimal animal health and performance.

Hill Laboratories provides a comprehensive range of feedstuff testing, including a range of new tests specifically designed to help farmers assess the feed quality of their pasture.

## Pasture Analysis Profiles

There are several dimensions to pasture analysis that farmers need to consider – energy, protein, fibre, dry matter and mineral content. And some of these dimensions are more important at particular times of the year than others. That's why we've designed a range of pasture analysis profile options to ensure that you only pay for the information you need, when you need it. Of course, all options are available at any time of year if so desired. The Basic Plant profile referred to in test options below includes: Nitrogen, Phosphorus, Sulphur, Potassium, Calcium, Magnesium, Sodium, Manganese, Zinc, Copper, Iron and Boron.

## Mixed Pasture Profile [MPast]

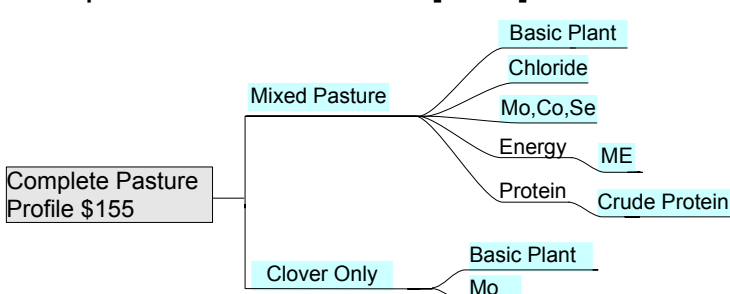


The Mixed Pasture Profile provides a comprehensive analysis of the mineral content of the pasture, including chloride and the trace elements of molybdenum, cobalt and selenium presented in our standard histogram report. For no additional charge, an Animal Dietary Mineral Balance Report with key nutrient indices may be requested, to help assess the risk of grass staggers, bloat and milk fever.

Sampling pasture in early spring is highly recommended, during a period of active herbage growth. In spring, animals can be under severe metabolic stress if their mineral intake is imbalanced or if energy levels are low. These metabolic stresses can manifest

themselves in problems such as grass staggers or milk fever. And since spring can be a time of peak energy requirement for lactating animals, the Mixed Pasture Profile also includes measurements of the pasture's metabolisable energy (ME) value and crude protein content.

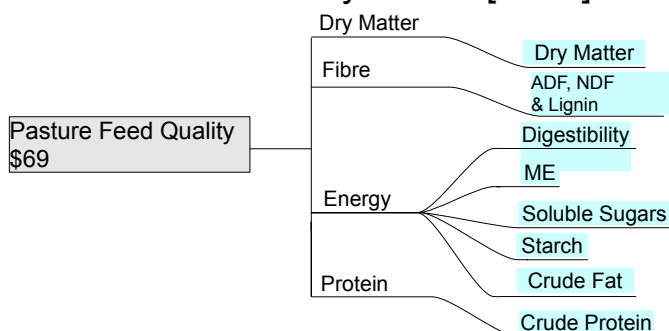
## Complete Pasture Profile [CPP]



As the weather becomes warmer, the threat of metabolic disorders such as grass staggers recedes, and clover growth gets under way.

The Complete Pasture Profile then becomes a more attractive option, since this profile includes a clover-only mineral analysis. The additional clover-only analysis allows farmers to identify any mineral deficiencies in the soil that might be preventing optimum pasture growth. (Clover is particularly sensitive to such deficiencies.)

## Pasture Feed Quality Profile [Feed]



Farmers need to measure the overall feed balance that their stock are receiving, especially when pasture is being supplemented with other feed types.

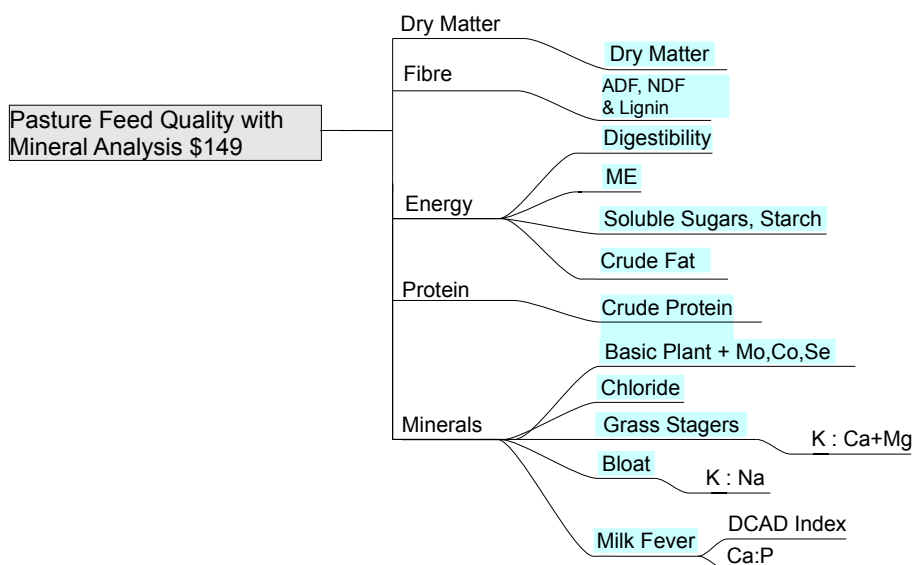
The Pasture Feed Quality profile measures the full range of dry matter, fibre, energy and protein content of the pasture so that these values can be assessed against the feed requirements. This profile is a low cost feed quality assessment that concentrates on the main energy components, and does not include mineral composition. It is ideally suited as a monitoring tool of feed quality throughout the season.

## Pasture Feed plus Majors Profile [FeedMaj]

Pasture Feed Quality with Major elements \$97

Feed quality profile as above with the addition of critical major elemental nutrients phosphorus (P), sulphur (S), calcium (Ca), magnesium (Mg), potassium (K) and sodium (Na).

## Extended Pasture Feed Profile [ExtFed]



There'll be times when you need a complete picture of your pasture, especially when metabolic disorders are an issue and you're still supplementing pasture with other feeds.

Hill Laboratories provides a complete pasture feed quality with mineral analysis, which combines the Mixed Pasture profile with the Feed Quality profile for just \$149 plus GST.

## Optional Extras



Stock being fed annual ryegrass and other greenfeeds can be susceptible to nitrate poisoning. For an additional \$17, you can ask Hill Laboratories to add this to any of the above feed profiles. Similarly, if you're concerned that your pasture might be deficient in iodine, then we can analyse this element too for an additional \$28.

## Sampling

A feed sample kit including sealable bags, instructions and request form are available from the laboratory. Sample kits can be ordered from our website and an editable analysis request form can be downloaded as well. A full sample bag is needed, particularly where the complete pasture profile is selected. For accurate dry matter results a sealed bag is necessary. Samples should be sent to the laboratory as soon as collected (courier preferable) or should be stored overnight in a refrigerator if this is not possible. Write the profile codes (supplied in the brackets above) on the request form to ensure you receive the desired analysis.

## Contact Details

For further information about any of the above tests please contact an Agriculture Client Service Manager.