

Laboratory Accreditation Programmes

Schedule to
CERTIFICATE OF ACCREDITATION

Hill Laboratories
Christchurch

Client No. 6706

PO Box 16607, Hornby, Christchurch, 8441
101C Waterloo Road, Hornby, Christchurch, 8042

Telephone 0508 445-5522

www.hill-laboratories.com

Authorised Representative

Mrs Debra McLachlan
SI Quality Assurance and Health and Safety Coordinator

Programme

MPI Recognised Laboratory Programme

Accreditation Number 1138

Initial Accreditation Date 2 December 2015

Conformance Standard

NZS ISO/IEC 17025:2005

General requirements for the competence of testing and calibration laboratories

Animal Products Notice – Specifications for Laboratories

Testing Services Summary

Meat & Poultry Industry Potable Water Microbiology
Meat & Meat Product, Poultry & Honey Microbiology/Parasitology
Potable Water - Physico-Chemical Parameters
Seafood Products and Water
Dairy (Raw Milk)
Dairy Products - Microbiology

Key Technical Personnel

Ms Karyn Addison


5.01, 5.02, 5.03, 5.04

Mrs Marisa Fonseca

1.1.1, 1.2, 1.3, 1.6.1, 1.8, 2.1.1, 2.1.2, 2.1.3, 2.1.5, 2.2.1, 2.2.2, 2.3, 2.4.1, 2.4.2,
2.4.3, 2.6, 2.8, 2.9, 23.1, 23.1.1, 23.3, 23.4, 11.1.1, 11.1.2, 11.5.3, 11.5.4, 11.5.6,
11.5.10, 11.5.11, 11.5.12, 11.6.1, 11.6.2, 11.6.3, 11.6.4, 11.6.7, 11.6.8, 11.6.9,
11.8.1, 11.8.2, 11.8.5, 11.8.6, 30.5, 30.6, 31.1, 31.2, 31.6, 31.7, 31.8, 31.10,
31.12, 31.14, 31.17

Mrs Yu (Dominique) Gao

Authorised:
General Manager



Issue 17


Date: 19/07/19

Page 1 of 6

Laboratory Accreditation Programmes

Schedule to
CERTIFICATE OF ACCREDITATION

	1.1.1, 1.2, 1.3, 1.6.1, 1.8, 2.1.1, 2.1.2, 2.1.3, 2.1.5, 2.2.1, 2.2.2, 2.3, 2.4.1, 2.4.2, 2.4.3, 2.6, 2.8, 2.9, 23.1, 23.1.1, 23.3, 23.4, 11.1.1, 11.1.2, 11.5.3, 11.5.4, 11.5.6, 11.5.10, 11.5.11, 11.5.12, 11.6.1, 11.6.2, 11.6.3, 11.6.4, 11.6.7, 11.6.8, 11.6.9, 11.8.1, 11.8.2, 11.8.5, 11.8.6, 30.5, 30.6, 31.1, 31.2, 31.6, 31.7, 31.8, 31.10, 31.12, 31.14, 31.17
Mrs Renee Kellerhals	1.1.1, 1.2, 1.3, 1.6.1, 1.8, 11.1.1, 11.1.2
Miss Jill Martin	1.1.1, 1.2, 1.3, 1.6.1, 1.8, 2.1.1, 2.1.2, 2.1.3, 2.1.5, 2.2.1, 2.2.2, 2.3, 2.4.1, 2.4.2, 2.4.3, 2.6, 2.8, 2.9, 23.1, 23.1.1, 23.3, 23.4, 11.1.1, 11.1.2, 11.5.3, 11.5.4, 11.5.6, 11.5.10, 11.5.11, 11.5.12, 11.6.1, 11.6.2, 11.6.3, 11.6.4, 11.6.7, 11.6.8, 11.6.9, 11.8.1, 11.8.2, 11.8.5, 11.8.6, 30.5, 30.6, 31.1, 31.2, 31.6, 31.7, 31.8, 31.10, 31.12, 31.14, 31.17
Ms Barbara Müller	1.1.1, 1.2, 1.3, 1.6.1, 1.8, 2.1.1, 2.1.2, 2.1.3, 2.1.5, 2.2.1, 2.2.2, 2.3, 2.4.1, 2.4.2, 2.4.3, 2.6, 2.8, 2.9, 23.1, 23.1.1, 23.3, 23.4, 11.1.1, 11.1.2, 11.5.3; selected, 11.5.4; selected, 11.5.6, 11.5.10; selected, 11.5.11, 11.5.12, 11.6.1, 11.6.2, 11.6.3, 11.6.4, 11.6.7; selected, 11.6.9, 11.8.1, 11.8.2, 11.8.5, 11.8.6; selected, 31.10, 31.12
Miss Xiaozheng (Nadia) Ni	5.01, 5.02, 5.03, 5.04
Mr Padam (Nishan) Subba	1.1.1, 1.2, 1.3, 1.6.1, 1.8, 2.1.1, 2.1.2, 2.1.3, 2.1.5, 2.2.1, 2.2.2, 2.3, 2.4.1, 2.4.2, 2.4.3, 2.6, 2.8, 2.9, 23.1, 23.1.1, 23.3, 23.4, 11.1.1, 11.1.2, 11.5.3, 11.5.4, 11.5.6, 11.5.10, 11.5.11, 11.5.12, 11.6.1, 11.6.2, 11.6.3, 11.6.4, 11.6.7, 11.6.8, 11.6.9, 11.8.1, 11.8.2, 11.8.5, 11.8.6, 30.5, 30.6, 31.1, 31.2, 31.6, 31.7, 31.8, 31.10, 31.12, 31.14, 31.17

Authorised: General Manager 	Issue 17 Date: 19/07/19	Page 2 of 6
--	----------------------------	-------------

Laboratory Accreditation Programmes

Schedule to
CERTIFICATE OF ACCREDITATION

Hill Laboratories
 MPI Recognised Laboratory Programme
SCOPE OF ACCREDITATION

Accreditation Number 1138

The MPI Recognised Laboratory Programme commenced in 2015, replacing prior regulatory recognition/approval schemes for testing laboratories under the Animal Products Act. This accreditation replaces previously held accreditations by this laboratory in the following IANZ Laboratory Accreditation Programmes called up under the Animal Products Act.

IANZ Laboratory Accreditation Programme	Accreditation Number	Date of Initial Accreditation
MPI Laboratory Approval Scheme	894	04/02/2004

Meat & Poultry Industry Potable Water Microbiology

In accordance with MIMM: Microbiological Methods for the Meat Industry (5th Edition)

1.1.1	Total coliforms / <i>Escherichia coli</i>	11.A1.1 / 11.A2
1.2	Faecal coliforms Faecal coliforms	11.4 mFC MF 11.A2 MPN
1.3	Standard plate count (22 °C/72hr)	11.6
1.6.1	<i>Clostridium perfringens</i>	11.A3
1.8	<i>Escherichia coli</i>	11.A1.1


Meat & Meat Product, Poultry & Honey Microbiology/Parasitology

In accordance with MIMM: Microbiological Methods for the Meat Industry (5th Edition) and the following NZ Food Safety Authority (Animal Products) Schedule 1 Technical Procedures for the National Microbiological Database

- Farmed Animals; Bovine, Ovine, Bobby calves
- Cervine; excluding feral deer
- Porcine

2.1.1	Aerobic Plate Count Aerobic Plate Count	MIMM 6 TEMPO AC
2.1.2	Aerobic Plate Count spread plate	NMD 3.15.4 with sampling NMD 3
2.1.3	Aerobic Plate Count Petrifilm	NMD 3.15.5 with sampling NMD 3
2.1.5	Aerobic Plate Count	China OMAR 09/35 / MIMM 6
2.2.1	<i>Escherichia coli</i> <i>Escherichia coli</i>	MIMM 8.4 TEMPO EC
2.2.2	<i>Escherichia coli</i> , Petrifilm	NMD 3.16 with sampling NMD 3

Authorised:
 General Manager



Issue 17 Date: 19/07/19

Page 3 of 6

Laboratory Accreditation Programmes

Schedule to CERTIFICATE OF ACCREDITATION

Hill Laboratories
MPI Recognised Laboratory Programme
SCOPE OF ACCREDITATION

Accreditation Number 1138

2.3	<i>Staphylococcus aureus</i>	MIMM 7.8
2.4.1	Salmonella Salmonella	MIMM 7.7 PCR (In-house)
2.4.2	Salmonella	ISO 6579-1:2017
2.4.3	Salmonella	NMD 3.17 with sampling NMD 3
2.6	<i>Listeria monocytogenes</i>	PCR (In-house)
2.8	<i>Clostridium perfringens</i>	MIMM 7.10
2.9	Enterobacteriaceae	MIMM 8.2
23.1	<i>Escherichia coli</i> O157:H7	Biocontrol Assurance GDS <i>E. coli</i> O157:H7 screen test
23.1.1	<i>Escherichia coli</i> O157:H7	Culture isolation using IMS
23.3	Top 7 Shiga Toxin-Producing <i>Escherichia coli</i>	BioControl Assurance GDS® MPX Top 7 screen test
23.4	Top 7 Shiga toxin producing <i>Escherichia coli</i> Molecular confirmation	NeoSEEK

Potable Water - Physico-Chemical Parameters

In accordance with APHA Standards Methods for the Examination of Water and Wastewater (23rd Edition or on-line edition)


5.01	Colour	2120 B
5.02	Conductivity	2510 B
5.03	pH (hydrogen ion concentration)	4500-H B
5.04	Turbidity	2130 B (modified)

Seafood Products and Water

In accordance with APHA Recommended Procedures for the Examination of Sea Water and Shellfish (4th Edition) unless otherwise stated.

11.1.1	Faecal coliforms Faecal coliforms	MIMM 11.A2 MIMM 11.4
11.1.2	Total coliforms Total coliforms (coliform bacteria) <i>Escherichia coli</i>	MIMM 11.A2 MIMM11.A1.1
11.5.3	Standard Plate Count	APHA Comp. Ch. 8.72

Authorised:
General Manager



Issue 17 Date: 19/07/19

Page 4 of 6

Laboratory Accreditation Programmes

Schedule to CERTIFICATE OF ACCREDITATION

Hill Laboratories
MPI Recognised Laboratory Programme
SCOPE OF ACCREDITATION


Accreditation Number 1138

	Standard Plate Count	APHA Comp. Ch. 8.82
	Standard Plate Count	TEMPO AC
11.5.4	<i>Staphylococcus aureus</i> <i>Staphylococcus aureus</i>	APHA Comp. Ch.39.6 TEMPO STA
11.5.6	<i>Vibrio parahaemolyticus</i>	FDA BAM Ch. 9 (modified)
11.5.10	<i>Escherichia coli</i> <i>Escherichia coli</i> <i>Escherichia coli</i>	APHA Comp. Ch. 9.93 FDA BAM Ch. 4 TEMPO EC
11.5.11	Salmonella	PCR (In-house)
11.5.12	<i>Vibrio cholerae</i> <i>Vibrio cholerae</i>	APHA Comp. Ch. 40 (modified) FDA BAM Ch. 9 (modified)
11.6.1	Faecal coliforms	APHA (4th Edition) Part III
11.6.2	<i>Escherichia coli</i>	Enumeration of <i>E coli</i> in Molluscan Bivalve Shellfish, MPI method
11.6.3	Salmonella	ISO 6579-1:2017
11.6.4	<i>Vibrio parahaemolyticus</i>	FDA BAM Ch. 9
11.6.7	Aerobic Plate Count Aerobic Plate Count Aerobic Plate Count	APHA Comp. Ch. 8.72 APHA Comp. Ch. 8.82 TEMPO AC
11.6.8	<i>Staphylococcus aureus</i>	TEMPO STA
11.6.9	<i>Vibrio cholerae</i>	FDA BAM Ch. 9
11.8.1	<i>Escherichia coli</i>	Enumeration of <i>E coli</i> in Molluscan Bivalve Shellfish, MPI method
11.8.2	Salmonella Salmonella	ISO 6579-1:2017 PCR (In house)
11.8.5	<i>Listeria monocytogenes</i> <i>Listeria monocytogenes</i>	ISO 11290-2:1998 (modified) – with Amendment 1 2004 PCR (In house)
11.8.6	Aerobic plate count Aerobic plate count Aerobic plate count	APHA Comp. Ch. 8.72 APHA Comp. Ch. 8.82 TEMPO AC

Dairy (Raw Milk)

30.5	Aerobic Plate Count	TEMPO AC
30.6	Total coliforms	TEMPO CC

Authorised:
General Manager



Issue 17 Date: 19/07/19

Page 5 of 6

Laboratory Accreditation Programmes

Schedule to
CERTIFICATE OF ACCREDITATION

Hill Laboratories
 MPI Recognised Laboratory Programme
SCOPE OF ACCREDITATION

Accreditation Number 1138

Dairy Products - Microbiology


(milk, milk powders, butter, caseins, infant formula)

31.1	Aerobic Plate Count	TEMPO AC
31.2	<i>Bacillus cereus</i>	TEMPO BC
31.6	Coliform (count)	TEMPO CC
31.7	<i>Escherichia coli</i>	TEMPO EC
31.8	Enterobacteriaceae	TEMPO EB
31.10	<i>Listeria monocytogenes</i>	PCR (In-house)
31.12	Salmonella (detection)	PCR (In-house)
31.14	<i>Staphylococcus aureus</i>	TEMPO STA
31.17	<i>Cronobacter</i> spp. including <i>Cronobacter sakazakii</i>	PCR (In-house)

References:

APHA	Standard Methods for the Examination of Water and Wastewaters (23 rd Edition)
APHA (4 th Ed)	Recommended Procedures for the Examination of Seawater and Shellfish
APHA Comp.	Compendium of Methods for the Microbiological Examination of Foods (5 th Edition)
FDA BAM	US Food & Drug Administration Bacteriological Analytical Manual (8 th Edition)
ISO	International Standards Organisation
MIMM	Meat Industry Microbiological Methods

Authorised:
 General Manager



Issue 17 Date: 19/07/19

Page 6 of 6